

**ENQUIRE  
NOW**

Want to know more? Contact us  
NOW for a FREE assessment of  
your production!

# ProfiFeed COLD SAW

## Your Manual Saw - Fully Automatic



Eliminate setup time, waste and improve your cutting productivity through the roof. Automatic cutting to length with up to tenfold increase in productivity while eliminating most of the saw operator time.

Nest up to four different cut lengths per bar. Optional 1D-Plus full material nesting optimisation suite, with stock management, fully integrated to saw control.


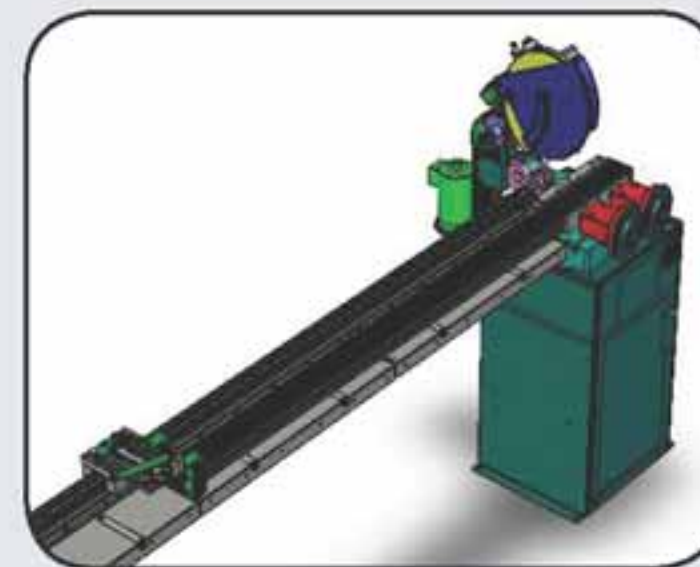
Paper free production, with WLAN / ethernet. Setup your cut lists from your office and send to the saw. Operator simply loads the saw with correct stock, saw takes care of all else. No miscuts, no mistakes.


Auto detect of piece size and cutting finish. Saw automatically detects size of any bar placed to cut and auto-detects through the end of the cut. Result is shortest cutting stroke to achieve the cut, always, saving you production time.



### Features

- Automatic bar feeder with electronic lead-screw saw actuation
- PLC process control with colour touch-screen user interface
- WLAN / ethernet integration with paper-free production control
- Optional 1D-Plus cuts optimisation & stock management suite
- Auto detection of piece start and end of cut for minimum stroke
- Constant force cutting with overload detect and reverse
- Length stop, semi-automatic and manual modes





*Mechanical Design  
Development  
Implementation  
Innovation*

